

### 10-Handheld Device Static USB Charging Cabinet - Desk Mounted for smartphones, mobile phones and other devices up to 7" – Horizontal


- The **Lyte 10 Single Door Mobile Phone USB** charges 10 devices up to 7" screen size – smartphones, mobile phones and handheld USB devices (including protective cases) via a 10 port USB A Hub.
- **With individual device compartments** that store devices horizontally within a compact footprint.
- **This unit delivers high-speed charge** at the optimum rate.
- **Equivalent to 10 x 12W USB A Charging Ports** saving you space and power consumption, replacing extension cables and power sockets with one cable into the wall
- **It never overcharges** as it detects when the device battery is full providing trickle charge.
- **Provides maximum security & safety** with a dual point locking system and separate lockable power compartment.
- **With Support for Life with Lifetime Warranty** (5 years electrical), shipped fully assembled.



	Code/SKU	Number of devices can hold	Unit Dimensions	Device Compartment Size
<b>Lyte 10 SD Mobile Phone USB</b>	LYTE10SDMPUSBBL	10	W225 x D440 x H360 mm 8.9" x 17.3" x 14.2"	W130 x D205 x T30mm 5.1" x 8" x 1.2"

**IMPORTANT NOTE: CHECK ACTUAL DEVICE SIZE, INCLUDING POWER CABLE FOR COMPATIBILITY WITH DEVICE COMPARTMENT SIZE. IF IN DOUBT PLEASE CONTACT LAPCABBY FOR CONFIRMATION**

Materials	18mm MFC and 1.6mm powder coated steel			
Safety	<p>All products are tested to the highest standard Europe: EN 62368-1:2014</p> <p>Safety testing is a high priority to LapCabby. We don't release any products unless the unit has been completely certified including electrics, materials, construction and components. Leading safety testing house we test the normal operating conditions of the product but also for faults, misuse, temperature, fire risk, electric shock and injury</p>			
Testing certifications	<p>Safety tested to the highest level</p> <p><b>UK CA</b> <b>CE</b></p>			





Inset door handles.




Lock supplied with 6 plate lever activation system.



Non-marking feet.



Strong MFC cladding.



1.6mm grey steel fixed shelves with ventilations.




Well placed vents to the rear and base.



Front door opens 270 degrees.



IEC power cable into the mains.



Isolated power compartment for electrical safety.

